

# JOURNAL — THROUGH THE — BIBLE

BLUE ASH COMMUNITY CHURCH



**THIS JOURNAL BELONGS TO:**

---

INTRODUCTION

# JOURNAL THROUGH THE BIBLE


*“Come to me, all you who are weary and burdened, and I will give you rest. Take my yoke upon you and learn from me, for I am gentle and humble in heart, and you will find rest for your souls. For my yoke is easy and my burden is light.”*

Matthew 11: 28 - 30

GOD HAS SO MUCH MORE IN STORE FOR EACH OF US, IF WE TAKE THE TIME TO LISTEN FOR HIM IN OUR READING EACH DAY.

It is our hope this journal helps guide you on your journey following Jesus, growing closer and in a deeper relationship with Him.

Throughout the next year, ask God each day to speak to you from Scripture. Be expectant, and let your continual exposure to God's Word reshape you, as you gain a better understanding of every part of His written testimony to us. Not all will be understood as you read the Bible and that's OK! God will reveal what He wants you to know in the time that He wants you to know it. And when He reveals it to you, choose to obey. Keep reading... Stick it out... Be Patient... and Listen!



# HOW TO USE THE JOURNAL

The Journal Through the Bible has been designed to go in tandem with the BACC Reading Plan starting in January, but certainly providing opportunity to start whenever you can. If this journal finds you on any day, in any month, jump into the reading plan right where we are!

If you miss your daily reading for a day, or two, or more...it's OK! We would encourage you to pick back up where we are and allow yourself grace.

Each week, you'll find weekly reading pages which provide space to share what you find interesting, questions or thoughts you have while reading Scripture. You'll also see Sunday message pages, to use while you are listening to the messages, whether you are in-person, online or listening later to the podcast. In the back, we have blank pages you can use for reflection, prayer and notes for small groups or trainings you attend throughout the year.

**THE PRIMARY PURPOSE OF READING THE BIBLE  
IS NOT TO KNOW THE BIBLE, BUT TO KNOW  
GOD AND KNOW WHAT HE HAS INTENDED FOR  
EACH OF US!**

A life lived in reading God's Word, is a example of a lifetime learner. At Blue Ash Community Church, we believe this is one way to learn more about God, in our pursuit of Him, while living our our faith.

# HOW TO STUDY THE BIBLE

## OUR GUIDE TO UNDERSTANDING THE BIBLE

The following steps will help you gain a better understanding of how to read and reflect on the reading in the Bible:

1

### **Find a translation you understand.**

The Bible was written in ancient language and translated into modern language to help process the Bible in a way that makes sense. Check out the resources on the next page for help in choosing a Bible translation.

2

### **Pick a time and place.**

Start by finding a routine that works best for you...are you a morning person or a night owl? Do you like to be in quiet or in a bustling coffee shop? Do you learn by watching, listening or reading? Paper or digital? Once you find your routine, start in the BACC Reading Plan.

3

### **Uncover the context.**

Think like a detective and discover the story behind the story. To help in your understanding, you can incorporate tools, shared on the following page to learn who the text was written to, when, where and why.

4

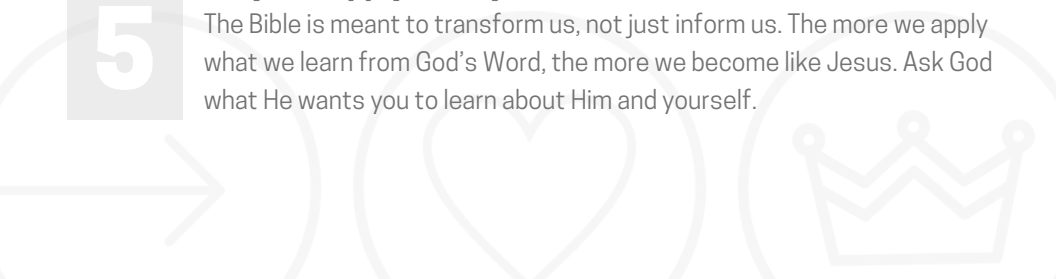
### **Read slowly and ask questions.**

There is no need to rush. Take your time and get curious. After studying the context, what questions do you have? Use your questions as tools to help you dig deeper through prayer, study and in conversations with friends. A small group is a safe place to make friends who will help you process your questions about the Bible.

5

### **Pray and apply what you learn.**

The Bible is meant to transform us, not just inform us. The more we apply what we learn from God's Word, the more we become like Jesus. Ask God what He wants you to learn about Him and yourself.



# RESOURCE GUIDE

OUR GUIDE TO UNDERSTANDING THE BIBLE



## **The Bible Project**

Check out the YOUTUBE Video



## **The Bible Project App**

Videos and Blogs to help you uncover more context & meaning with guided prayer.



## **The Blue Letter Bible**

DIY access to scholarly tools.



## **The BEMA Podcast**

This helpful podcast walks-through the context of the Bible, the text, and surrounding history.



## **Life.Church**

How Do I Process the Weird Stories in the Bible?

# H.E.A.R journaling

The H.E.A.R journaling method promotes reading the Bible with a life-transforming purpose, to read in order to understand and respond to God's Word. The acronym H.E.A.R. stands for Highlight, Explain, Apply and Respond. Each of these steps contributes to creating an atmosphere to hear God speak.

Here's how to use the **H.E.A.R.** method:

*pray*

Pray first. Before reading, pause to ask God to speak to you. "Open my eyes, that I may behold wondrous things out of your law (Word)" Psalm 119:18.

*highlight*

Write an H at the top left of your paper. Here write out one or two verses that speak to you. Share the name of the book, the passage of Scripture, the chapter and verse numbers and a title to describe the passage.

*explain*

Write the letter E under the previous entry. Explain what the text means. Ask some questions to explain the text. Why was this written? To whom was it originally written? How does it fit with the verses before and after it? Why did the Holy Spirit include this passage? What is He intending to communicate through this?

*apply*

Ask yourself a series of questions to find out how you can apply this to your life. Challenge yourself to write between 2 - 5 sentences. This is the heart of the process. Here are some questions to help you uncover the significance of the text. How can this help me? What does this mean today? What would the application of this verse look like in my life? What is God saying to me?

*respond*

Finally R. Your response may take many forms. Maybe a call to action, maybe a prayer, or maybe how the reading changed you. Your response to what you just read. How will I be different because of what God said to me? What will I do now?



SCAN OR GO TO [WWW.BACCDISCIPLINE.COM](http://WWW.BACCDISCIPLINE.COM), TO LEARN MORE ABOUT H.E.A.R. JOURNALING AND THE BACC READING PLAN

# 2024 READING PLAN

The reading plan is designed to guide you through the Bible, reading books or stories of the Bible that will correlate with the messages you hear on Sunday mornings.

Each week you will have a few books of the Bible or from a book to read, as you make your way through the plan. There are a few of the books that you will read through twice and even three times. The goal is that when you are reading through the second and sometimes third times you are finding new things, learning more and gaining a deeper understanding of God's word.



For additional resources, you can scan the QR Code to find videos to help enhance your reading. These videos will explore the structure of each book, central themes, and dig deeper into some topics covered within the Bible.

- 1/7 - 1/13 Haggai 1 - 2
- 1/14 - 1/20 Malachi 1 - 4
- 1/21 - 1/27 Praying Like Monks Intro & Chapter 1
- 1/28 - 2/3 Praying Like Monks Chapter 2 & 3
- 2/4 - 2/10 Praying Like Monks Chapter 4 & 5
- 2/11 - 2/17 Praying Like Monks Chapter 6 & 7
- 2/18 - 2/24 Praying Like Monks Chapter 8 & 9
- 2/25 - 3/2 Praying Like Monks Chapter 10 & Epilogue
- 3/3 - 3/9 Proverbs 1 - 7
- 3/10 - 3/16 Proverbs 8 - 14
- 3/17 - 3/23 Proverbs 15 - 21
- 3/24 - 3/30 Proverbs 22 - 31
- 3/31 - 4/6 John 1 - 3
- 4/7 - 4/13 John 4 - 6
- 4/14 - 4/20 John 7 - 9
- 4/21 - 4/27 John 10 - 12
- 4/28 - 5/4 John 13 - 15
- 5/5 - 5/11 John 16 - 18




# 2024 READING PLAN

<input type="checkbox"/>	5/12 - 5/18	John 19 - 21
<input type="checkbox"/>	5/19 - 5/25	Esther 1 - 5
<input type="checkbox"/>	5/26 - 6/1	Esther 6 - 10
<input type="checkbox"/>	6/2 - 6/8	Romans 1 - 6
<input type="checkbox"/>	6/9 - 6/15	Romans 7 - 11
<input type="checkbox"/>	6/16 - 6/22	Romans 12 - 16
<input type="checkbox"/>	6/23 - 6/29	Romans 1 - 6
<input type="checkbox"/>	6/30 - 7/6	Romans 7 - 11
<input type="checkbox"/>	7/7 - 7/13	Romans 12 - 16
<input type="checkbox"/>	7/14 - 7/20	Romans 1 - 6
<input type="checkbox"/>	7/21 - 7/27	Romans 7 - 11
<input type="checkbox"/>	7/28 - 8/3	Romans 12 - 16
<input type="checkbox"/>	8/4 - 8/10	Acts 1 - 7
<input type="checkbox"/>	8/11 - 8/17	Acts 8 - 14
<input type="checkbox"/>	8/18 - 8/24	Acts 15 - 20
<input type="checkbox"/>	8/25 - 8/31	Acts 21 - 28
<input type="checkbox"/>	9/1 - 9/7	Acts 1 - 6
<input type="checkbox"/>	9/8 - 9/14	Acts 7 - 11
<input type="checkbox"/>	9/15 - 9/21	Acts 12 - 17
<input type="checkbox"/>	9/22 - 9/28	Acts 18 - 22
<input type="checkbox"/>	9/29 - 10/5	Acts 23 - 28
<input type="checkbox"/>	10/6 - 10/12	Ephesians 1 - 3
<input type="checkbox"/>	10/13 - 10/19	Ephesians 4 - 6
<input type="checkbox"/>	10/20 - 10/26	Ephesians 1 - 3
<input type="checkbox"/>	10/24 - 11/2	Ephesians 4 - 6
<input type="checkbox"/>	11/3 - 11/9	John 1 - 10
<input type="checkbox"/>	11/10 - 11/16	John 11 - 21
<input type="checkbox"/>	11/17 - 11/23	Mark 1 - 8
<input type="checkbox"/>	11/24 - 11/30	Mark 9 - 16
<input type="checkbox"/>	12/1 - 12/7	Ruth 1 - 2
<input type="checkbox"/>	12/8 - 12/14	Ruth 3 - 4
<input type="checkbox"/>	12/15 - 12/21	Ruth 1 - 2
<input type="checkbox"/>	12/22 - 12/28	Ruth 3 - 4

# Memory Verses

Memory Verse 1



Memory Verse 2




# Memory Verses

Memory Verse 3



Memory Verse 4



# Sunday Message

Date

\_\_\_\_\_

Message Notes

---

---

---

---

---

---

---

---

---

---

---

---

---

---

---

---

---

---

---

---

---

---

---

---

---

---



# Sunday Message

A series of horizontal lines for writing, starting from the top right and extending across the page.

# *Weekly Reading*



# *Weekly Reading*









# *Weekly Reading*



# Weekly Reading





# *Sunday Message*

A series of horizontal lines for writing.

# *Weekly Reading*



# *Weekly Reading*



# Sunday Message

Date \_\_\_\_\_

Message Notes

---

---

---

---

---

---

---

---

---

---

---

---

---

---

---

---

---

---

---

---

---

---

---

---





# Sunday Message



# *Weekly Reading*



# Weekly Reading



# Sunday Message

Date

\_\_\_\_\_

Message Notes

Lined area for writing the message notes.





# *Weekly Reading*



# *Weekly Reading*



# Sunday Message

Date

\_\_\_\_\_

Message Notes

---

---

---

---

---

---

---

---

---

---

---

---

---

---

---

---

---

---

---

---

---

---

---

---

---

---

---

---

---

---





# Sunday Message



# Weekly Reading



# *Weekly Reading*



# Sunday Message

Date

Message Notes

---

---

---

---

---

---

---

---

---

---

---

---

---

---

---

---

---

---

---

---

---

---

---

---

---



# Sunday Message



A series of horizontal lines for writing, starting from the top of the page and extending to the bottom. The lines are evenly spaced and cover the majority of the page area.

# *Weekly Reading*



# *Weekly Reading*



# Sunday Message

Date

\_\_\_\_\_

Message Notes

---

---

---

---

---

---

---

---

---

---

---

---

---

---

---

---

---

---

---

---

---

---

---

---

---

---





# Sunday Message



# *Weekly Reading*



# Weekly Reading



# Sunday Message

Date \_\_\_\_\_

Message Notes

---

---

---

---

---

---

---

---

---

---

---

---

---

---

---

---

---

---

---

---

---

---

---

---



# Sunday Message

Lined writing area for a Sunday message.

# *Weekly Reading*



# *Weekly Reading*



# Sunday Message

Date

\_\_\_\_\_

Message Notes

\_\_\_\_\_

\_\_\_\_\_

\_\_\_\_\_

\_\_\_\_\_

\_\_\_\_\_

\_\_\_\_\_

\_\_\_\_\_

\_\_\_\_\_

\_\_\_\_\_

\_\_\_\_\_

\_\_\_\_\_

\_\_\_\_\_

\_\_\_\_\_

\_\_\_\_\_

\_\_\_\_\_

\_\_\_\_\_

\_\_\_\_\_

\_\_\_\_\_

\_\_\_\_\_

\_\_\_\_\_

\_\_\_\_\_

\_\_\_\_\_

\_\_\_\_\_

\_\_\_\_\_

\_\_\_\_\_





# Sunday Message



# *Weekly Reading*



# *Weekly Reading*



# Sunday Message

Date

\_\_\_\_\_

Message Notes

Lined writing area with 20 horizontal lines for notes.



# Sunday Message



Lined writing area with 20 horizontal lines.

# *Weekly Reading*



# *Weekly Reading*



# Sunday Message

Date \_\_\_\_\_

Message Notes

---

---

---

---

---

---

---

---

---

---

---

---

---

---

---

---

---

---

---

---

---

---

---





# Sunday Message



# *Weekly Reading*



# Weekly Reading



# Sunday Message

Date

\_\_\_\_\_

Message Notes

\_\_\_\_\_

\_\_\_\_\_

\_\_\_\_\_

\_\_\_\_\_

\_\_\_\_\_

\_\_\_\_\_

\_\_\_\_\_

\_\_\_\_\_

\_\_\_\_\_

\_\_\_\_\_

\_\_\_\_\_

\_\_\_\_\_

\_\_\_\_\_

\_\_\_\_\_

\_\_\_\_\_

\_\_\_\_\_

\_\_\_\_\_





# *Weekly Reading*



# *Weekly Reading*



# Sunday Message

Date

---

Message Notes

---

---

---

---

---

---

---

---

---

---

---

---

---

---

---

---

---

---

---


---

---

---

---

---





# Sunday Message



# Weekly Reading



# Weekly Reading







# *Weekly Reading*



# *Weekly Reading*









# Weekly Reading



# *Weekly Reading*







# *Weekly Reading*



# *Weekly Reading*







# Sunday Message



# *Weekly Reading*



# Weekly Reading



# Sunday Message

Date

---

Message Notes

---

---

---

---

---

---

---

---

---

---

---

---

---

---

---

---

---

---

---

---

---

---

---

---

---

---

---


---

---

---

---

---





# *Weekly Reading*



# *Weekly Reading*



# Sunday Message

Date

\_\_\_\_\_

Message Notes

---

---

---

---

---

---

---

---

---

---

---

---

---

---

---

---

---

---

---

---

---

---

---

---





# Sunday Message



# Weekly Reading



# Weekly Reading







# *Weekly Reading*



# *Weekly Reading*







# Sunday Message



# Weekly Reading



# Weekly Reading



# Sunday Message

Date \_\_\_\_\_

Message Notes

---

---

---

---

---

---

---

---

---

---

---

---

---

---

---

---

---

---

---

---

---

---

---





# *Weekly Reading*



# *Weekly Reading*







# Sunday Message



# Weekly Reading



# Weekly Reading



# Sunday Message

Date

Message Notes

---

---

---

---

---

---

---

---

---

---

---

---

---

---

---

---

---

---

---

---

---

---

---





# *Weekly Reading*



# *Weekly Reading*



# Sunday Message

Date

\_\_\_\_\_

Message Notes

\_\_\_\_\_

\_\_\_\_\_

\_\_\_\_\_

\_\_\_\_\_

\_\_\_\_\_

\_\_\_\_\_

\_\_\_\_\_

\_\_\_\_\_

\_\_\_\_\_

\_\_\_\_\_

\_\_\_\_\_

\_\_\_\_\_

\_\_\_\_\_

\_\_\_\_\_

\_\_\_\_\_

\_\_\_\_\_

\_\_\_\_\_

\_\_\_\_\_





# Sunday Message



# Weekly Reading



# *Weekly Reading*



# Sunday Message

Date

\_\_\_\_\_

Message Notes

\_\_\_\_\_

\_\_\_\_\_

\_\_\_\_\_

\_\_\_\_\_

\_\_\_\_\_

\_\_\_\_\_

\_\_\_\_\_

\_\_\_\_\_

\_\_\_\_\_

\_\_\_\_\_

\_\_\_\_\_

\_\_\_\_\_

\_\_\_\_\_

\_\_\_\_\_

\_\_\_\_\_

\_\_\_\_\_

\_\_\_\_\_

\_\_\_\_\_

\_\_\_\_\_

\_\_\_\_\_





# *Weekly Reading*



# *Weekly Reading*



# Sunday Message

Date

---

Message Notes

---

---

---

---

---

---

---

---

---

---

---

---

---

---

---

---

---

---

---

---

---

---

---





# Sunday Message



# *Weekly Reading*



# Weekly Reading



# Sunday Message

Date

Message Notes

---

---

---

---

---

---

---

---

---

---

---

---

---

---

---

---

---

---

---

---

---

---

---

---



# Sunday Message



A series of horizontal lines for writing.

# *Weekly Reading*



# *Weekly Reading*



# Sunday Message

Date \_\_\_\_\_

Message Notes

---

---

---

---

---

---

---

---

---

---

---

---

---

---

---

---

---

---

---

---

---

---

---

---





# Sunday Message



# Weekly Reading



# Weekly Reading



# Sunday Message

Date

---

Message Notes

---

---

---

---

---

---

---

---

---

---

---

---

---

---

---

---

---

---

---

---

---

---

---

---

---





# *Weekly Reading*



# *Weekly Reading*







# Sunday Message



# Weekly Reading



# Weekly Reading



# Sunday Message

Date

---

Message Notes

---

---

---

---

---

---

---

---

---

---

---

---

---

---

---

---

---

---

---

---

---

---

---





# *Weekly Reading*



# *Weekly Reading*









# Weekly Reading



# *Weekly Reading*





# *Sunday Message*



A series of horizontal lines for writing, starting from the top of the page and extending to the bottom.

# *Weekly Reading*



# *Weekly Reading*







# Sunday Message



# Weekly Reading



# *Weekly Reading*







# *Weekly Reading*



# *Weekly Reading*







# Sunday Message



# *Weekly Reading*



# Weekly Reading







# *Weekly Reading*



# *Weekly Reading*







# Sunday Message



# *Weekly Reading*





# *Weekly Reading*



# *Sunday Message*



A series of horizontal lines for writing, starting from the top of the page and extending to the bottom.

# *Weekly Reading*



# *Weekly Reading*







# Sunday Message



# Weekly Reading



# *Weekly Reading*







# *Weekly Reading*



# *Weekly Reading*







# Sunday Message



# *Weekly Reading*



# Weekly Reading







# *Weekly Reading*



# *Weekly Reading*









# *Weekly Reading*



# *Weekly Reading*







# *Weekly Reading*



# *Weekly Reading*







# Sunday Message



# *Weekly Reading*



# Weekly Reading







# *Weekly Reading*



# *Weekly Reading*







# Sunday Message



# Weekly Reading



# *Weekly Reading*







# OVERVIEW

# BOOKS OF THE BIBLE

The Bible is one unified story that leads to Jesus. But open it up and you'll find that it is a collection of 66 different books. The following overviews will quickly orient you to each of the books of the Bible.

Below we've shared the QR codes that will lead you to videos that will give you a visual overview of the shape of each biblical book.

In each overview you'll see the books design, it's repeated themes and an overview of the story. Each book has one video, but on a few there are two parts.

Old Testament



New Testament



Every Christ follower has the **unimaginable** potential to influence the Kingdom by **connecting** in Biblical community. Becoming more Christ-like, **striving** for Godly obedience, and impacting others by **fulfilling** our mission:

Making Disciples who...

**GO** to the missing,  
**LOVE** the marginalized,  
and **LIVE** as God's kids.

Our hope is to help you see your **potential** to become a

**DISCIPLE** of Christ.

At BACC, discipleship is a lifelong commitment that begins when you become a Christ follower. This is a journey we take with you, guiding you to become more Christ-like, by learning, engaging, and helping others.

The BACC discipleship pathway focuses on the 4 C's:

**Community, Congregation, Committed, and Core.**

We walk through the discipleship pathway, encouraging openness, and accountability.

*We identify 5 characteristics of a Blue Ash Disciple, which are:*

- Build Meaningful Relationships
- Evangelism
- Embrace Your Calling
- Engage Scripture and Biblical Theology
- Serve God and Others

These characteristics lead to Godly obedience and fit into the mission of Blue Ash Community Church: Making Disciples who...GO to the missing, LOVE the marginalized, and LIVE as God's kids, as follows:



**GO to the missing**

- Serve God and Others
- Evangelism



**LOVE the marginalized**

- Build Meaningful Relationships
- Serve God and Others



**LIVE as God's kids**

- Engage Scripture and Biblical Theology
- Embrace Your Calling

*discipleship* A LIFETIME OF OBEDIENCE





**BLUE ASH COMMUNITY CHURCH**  
**10272 ALLIANCE ROAD, BLUE ASH OH 45242**  
**[WWW.BLUEASHCC.COM](http://WWW.BLUEASHCC.COM)**